

# Product Reference WEDA 50 (50 Hz)

## Electric submersible pump

### Specifications

Portable electric submersible pump for dewatering of construction sites, mines, flooded areas etc. Designed for handling liquid with abrasive particles. Prot class IP68

### Pump Types

WEDA 50L Low head/high volume  
WEDA 50N Medium head  
WEDA 50H High head

### Electric Motor

3-phase: Squirrel cage induction motor with built-in contactor.  
Insulation: Class F (+155C), IEC 85

Data		WEDA 50L	WEDA 50N	WEDA 50H
Rated Output	kW	4.7	4.7	4.7
Rated Current A	230v	16.0	16.0	16.0
	400v	9.8	10.0	14.4
	500v	7.0	8.1	10.8
Shaft speed	rpm	2900	2900	2900

Other voltage upon request

### Motor Protection

Thermal switch in each winding (+130 degree C)

### Cable

Oil and wear resistant rubber cable type HO7RN-F  
230v, 20m 4 x 4mm<sup>2</sup>  
400v, 20m 4 x 2.5mm<sup>2</sup>

### Shaft Seal

Primary seal: Silicon carbide against silicon carbide.  
Secondary seal: Silicon carbide against silicon carbide.  
Available in a complete instant service pack or as separate items

### Bearings

Single-row ball bearing with C3 clearance.

### Materials

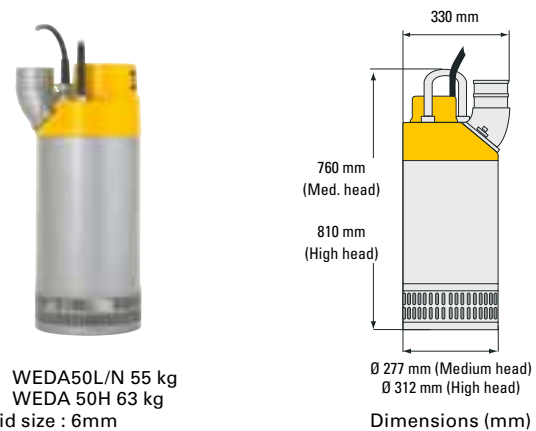
Castings: Aluminium  
Outer-casing: Aluminium  
Shaft: Stainless steel  
Fasteners: Stainless steel  
Impeller: Cr-alloyed white cast iron, 55Rc  
Wear parts: Nitrile rubber

### Discharge connection

4" std for WEDA50L and WEDA50N,  
3" std for WEDA50H, for hose, BSP or NPT

### Accessories

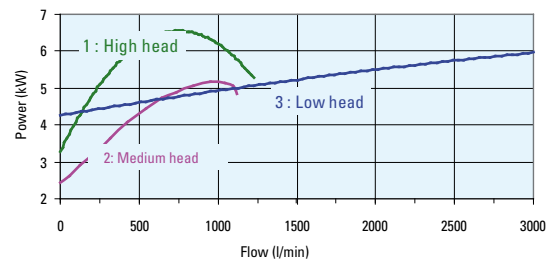
- Float switch
- Zinc anodes
- Epoxy coating
- NVB automatic level control



Weight: WEDA50L/N 55 kg  
WEDA 50H 63 kg  
Max. solid size : 6mm

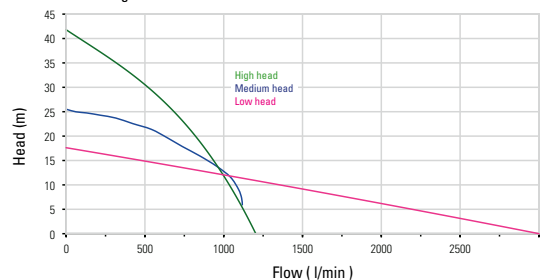
### Power (kW)

According to ISO 9906 - ANNEX A



### Flow Chart

According to ISO 9906 - ANNEX A



### Features

- Robust design
- Lightweight and user friendly
- Wear resistant wet end in CR-alloy steel and natural rubber
- Adjustable wear parts
- Complete instant service pack for easy and fast service
- Built-in contactor
- Easy installation

### Designed for

- Heavy duty pumping of abrasive liquids
- Max submersible depth of 20m
- Max temperature of liquid +40C
- Max density of liquid, 1.100kg/m<sup>3</sup>
- pH of the liquid between 5-8.
- For special applications contact Weda pump.

